

Access Free Using Lsmw Step By Guide

Using Lsmw Step By Guide

When somebody should go to the book stores, search introduction by shop, shelf by shelf, it is truly problematic. This is why we present

Access Free Using Lsmw Step By Guide

the ebook compilations in this website. It will agreed ease you to look guide using lsmw step by guide as you such as.

By searching the title, publisher, or authors of guide you really want, you can discover them rapidly. In the

Access Free Using Lsmw Step By Guide

house, workplace, or perhaps in your method can be all best area within net connections. If you plan to download and install the using lsmw step by guide, it is unquestionably simple then, since currently we extend the link to buy and make bargains to download and install using lsmw step by guide

Access Free Using Lsmw Step By Guide

suitably simple!

~~How to create LSMW in SAP- Mass
upload data~~

LSMW- BATCH INPUT RECORDING
SAP LSMW Session 1 by Ganesh
Padala |Data Migration | SAP Tools
|SAP Best Videos for Online Learning

Access Free Using Lsmw Step By Guide

Create your own LSMW in less than
10 minutes Learn SAP LSMW Step by
Step Sap LSMW step by step session
For Material Master MM01 ~~LSMW~~
~~Steps in SAP~~ LSMW STEP BY STEP
SAP LSMW Material Master Creation
by Direct input recording SAP LSMW
Overview How to Create LSMW in

Access Free Using Lsmw Step By Guide

SAP Explained in Simple Steps |
LSMW for Condition Records in SAP
SD Module 6. 14 steps in LSMW †
~~Introduction sap data migration using
lsmw bdc and bapi part 1 of 3 SAP
Material Master - MM17 mass update
with file upload What is an IDOC and
why it is used in SAP 4 sap lsmw~~

Access Free Using Lsmw Step By Guide

~~Direct input method create material master~~ LSMW for Bank key Master Creation Passo a Passo para Consultores Funcionais criarem uma LSMW facilmente How to copy bulk GI master data from one company code to other company code in SAP SAP ABAP : Using BAPI or IDOC in LSMW

Access Free Using Lsmw Step By Guide

Example - using BAPI BUS6035 in
LSMW ~~LSMW Recording How to do a
Journal Entry | SAP Business One
2020 SAP LSMW Customer master
data migration ECG 6.0~~

SAP LSMW BAPI PO UPLOAD PART
1 ~~LSMW Customer Master update~~ SAP
FICO - LSMW Recording Step by Step

Access Free Using Lsmw Step By Guide

Process ! SAP LSMW Step by Step
Procedure ~~SAP MM-LSMW(Legacy
System Migration Workbench) Method
to upload Material master for All SAP
Viewers Working on LSMW in SAP 9~~
lsmw bapi idoc method create
purchase order part 1 of 2

Using Lsmw Step By Guide

Access Free Using Lsmw Step By Guide

Step-by-step SAP LSMW User Guide Basics. LSMW is a standard SAP tool to do any kind of mass data changes. In 99% cases, we use Batch Recording which... Organizing LSMW projects. In LSMW transaction we have projects, subprojects, and objects. Ideally, there should be one...

Access Free Using Lsmw Step By Guide

Specify Files. Here we ...

Step-by-step SAP LSMW User Guide
Step-by-Step Guide for using LSMW
Step 1: Maintain Object attributes You
will be updating the customer master
records with the help of Standard

Access Free Using Lsmw Step By Guide

Batch... Step 2. Maintain Source Structures Give a name and a description to the source structure (Figure 8). Figure 8 Source... Step 3. Maintain Source ...

Step-by-Step Guide for using LSMW -

Page 12/37

Access Free Using Lsmw Step By Guide

ERP Operations ...

Step-by-Step guide for using LSMW.

Quality Systems & Software -

QSandS.com Page 9. Figure 13 File attributes. Create an Excel file (Figure 14) with your data and save it as a Tab-delimited text file on your local drive (C:\) and name it XD02.txt.

Access Free Using Lsmw Step By Guide

Step-by-Step Guide for using LSMW
to Update Customer ...
Read Online Using Lsmw Step By
Guide... Step-by-step SAP LSMW
User Guide Step-by-Step Guide for
using LSMW Step 1: Maintain Object

Access Free Using Lsmw Step By Guide

attributes You will be updating the customer master records with the help of Standard Batch... Step 2. Maintain Source Structures Give a name and a description to the source structure (Figure 8). Figure 8 Page 5/25

Access Free Using Lsmw Step By Guide

Using Lsmw Step By Guide -
partsstop.com

Step-by-step SAP LSMW Developer
Guide Basics. LSMW is a standard
SAP tool to do any kind of mass data
changes. ... BAPI is the fastest way,
but there is a... Organizing LSMW
projects. In LSMW transaction we

Access Free Using Lsmw Step By Guide

have projects, subprojects, and objects. Ideally, there should be one...
LSMW customizing ...

Step-by-step SAP LSMW Developer
Guide

Step-by-Step Guide for using LSMW

Page 17/37

Access Free Using Lsmw Step By Guide

Step 1: Maintain Object attributes You will be updating the customer master records with the help of Standard Batch... Step 2. Maintain Source Structures Give a name and a description to the source structure (Figure 8). Figure 8 Source... Step 3. Maintain Source ... Step-by-Step

Access Free Using Lsmw Step By Guide

Guide for using LSMW - ERP
Operations ...

Using Lsmw Step By Guide -
mage.gfolkdev.net

Step-by-Step Guide for Using LSMW
to Update Customer Master Records.

Page 19/37

Access Free Using Lsmw Step By Guide

This document contains Step-by-step instructions to use LSMW to update Customer Master Records. It has two demonstration examples – one using Batch Recording and another using standard SAP Object. Download Step-by-Step Guide for Using LSMW

Access Free Using Lsmw Step By Guide

Step-by-Step Guide for Using LSMW -
SAP Materials ...

LSMW Step by Step Guide using
Batch Data Input Method - SAP ABAP
Direct input Batch input IDocs BAPI
are some commonly used way to
import theses legacy data.

Access Free Using Lsmw Step By Guide



LSMW Step by Step Guide using
Batch Data Input Method ...
Enter Project ID, Subproject ID, Object
ID. Click Execute The next screen
gives the STEPS in your LSMW data
Migration . You can select the desired



Access Free Using Lsmw Step By Guide

step and click execute. Let's look into each step in details Step 1- Maintain Object Attributes. There are four Modes of Data Transfer: Standard/ Batch Input: Standard upload Programs

Access Free Using Lsmw Step By Guide

What is SAP LSMW? Steps to Migrate Data using LSMW

You could make step numbers visible by  Numbers on icon or hidden by  Numbers off icon. You can execute a step by double-clicking on the row.

Toggle icon  Doubleclick=Display or  Doubleclick=Edit, makes the step in

Access Free Using Lsmw Step By Guide

display mode or change mode.
Figure 2. LSMW Wizard initial
screen. Step 1: Maintain Object
attributes

Step-by-Step Guide for using LSMW -
Nicx

Access Free Using Lsmw Step By Guide

This document contains Step-by-Step instructions to use LSMW to generate and process IDOC from the data file available. In first part user-defined IDOC structure is created and required ALE settings are done. In the Second part, this IDOC structure is used in the LSMW IDOC Download □ Step-By-

Access Free Using Lsmw Step By Guide

Step Guide for LSMW using
ALE/IDOC Method

Step-By-Step Guide for LSMW using
ALE/IDOC Method - SAP ...

Step-by-Step guide for using LSMW
Page 10. Step-by-Step Guide for using

Page 27/37

Access Free Using Lsmw Step By Guide

LSMW to Update Customer Master Records. Note! The screenprints in this article are from IDES Release 4.6. They may differ slightly in other versions. LSMW to Update Customer Master Records with Standard Object. As an alternative to using `Transaction Recording`, you could also use a

Access Free Using Lsmw Step By Guide

standard SAP object to update
Customer Master Records.

Step-by-Step Guide for using LSMW
to Update Customer ...

Steps to create a simple LSMW using
batch input recording Step 1: Maintain

Access Free Using Lsmw Step By Guide

Object attributes In this example, you will be updating the Material master records with the help of... Step 2. Maintain Source Structures Click on CREATE to create a source structure. Give a name and a description to the...
...

Access Free Using Lsmw Step By Guide

Steps to create a simple LSMW using batch input recording ...

Step-by-Step Guide for using LSMW to Update Customer Master Records. by Mitresh Kundalia, Senior FI/CO Consultant . LSMW to Update Customer Master Records with

Access Free Using Lsmw Step By Guide

Transaction Recording . Step 1:
Maintain Object attributes Step 2.
Maintain Source Structures Step 3.
Maintain Source Fields Step 4:
Maintain Structure Relations

Step-by-Step Guide for using LSMW

Page 32/37

Access Free Using Lsmw Step By Guide

to Update Customer ...

Step 1: □ Enter the transaction code
□LSMW□ in command field and enter.

Step 2: □ On the legacy system
migration workbench screen, update
the following fields. Project: □ Update
name of Project, you can update up to
ten characters. Subproject: □ Update

Access Free Using Lsmw Step By Guide

the subproject ID; Object: □ Update the object ID that identifies the business object.

SAP LSMW Tools Steps | Migrate data
using LSMW

Step 1: Select LSMW Project and

Access Free Using Lsmw Step By Guide

Objects. Go to transaction LSMW in your source client and select the project. Select LSMW project, sub project and object you would like to transport

How to Transport LSMW Objects -

Page 35/37

Access Free Using Lsmw Step By Guide

SAP Integration Hub

Building LSMW using BAPI: 1. Go to Transaction LSMW. 2. Enter the Project, Subproject and Object information and click on CREATE. 3. Enter the descriptions for Project, Subproject and Object as prompted. 4. Now select Settings à IDoc Inbound

Access Free Using Lsmw Step By Guide

Processing. 5. IDoc Inbound
Processing screen appears.

Copyright code : eb8bdb257812d7640
706ce4d012b0dab